



Neuberg
DIAGNOSTICS

• India • UAE • South Africa • USA

Neu INSIGHTS

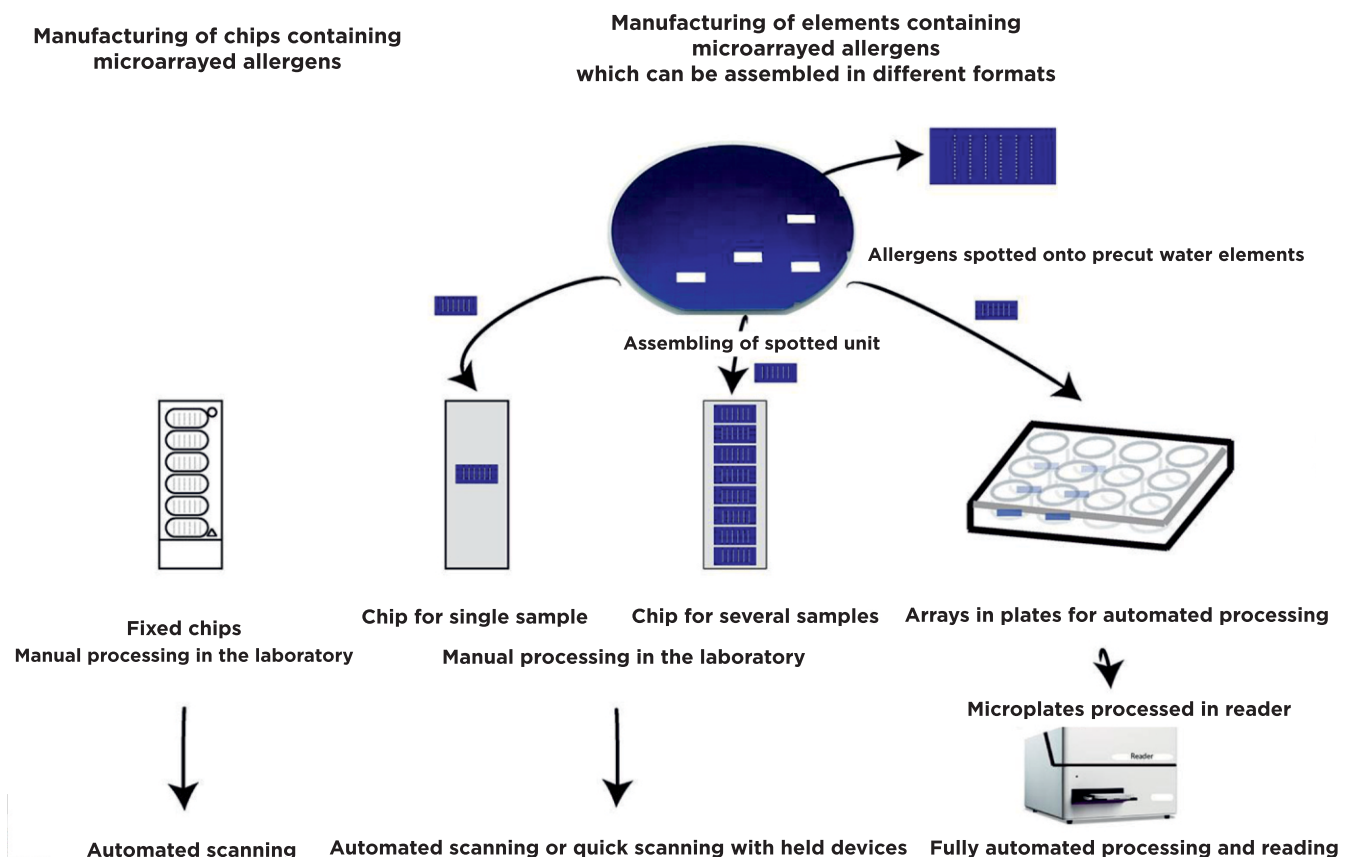


Allergy Testing- **Component Resolved Diagnostics (CRD)**

Serial number : 012 Edition : 1. 2022

Allergy testing by ALEX - Microarray technology - Component Resolved Diagnostics (CRD)

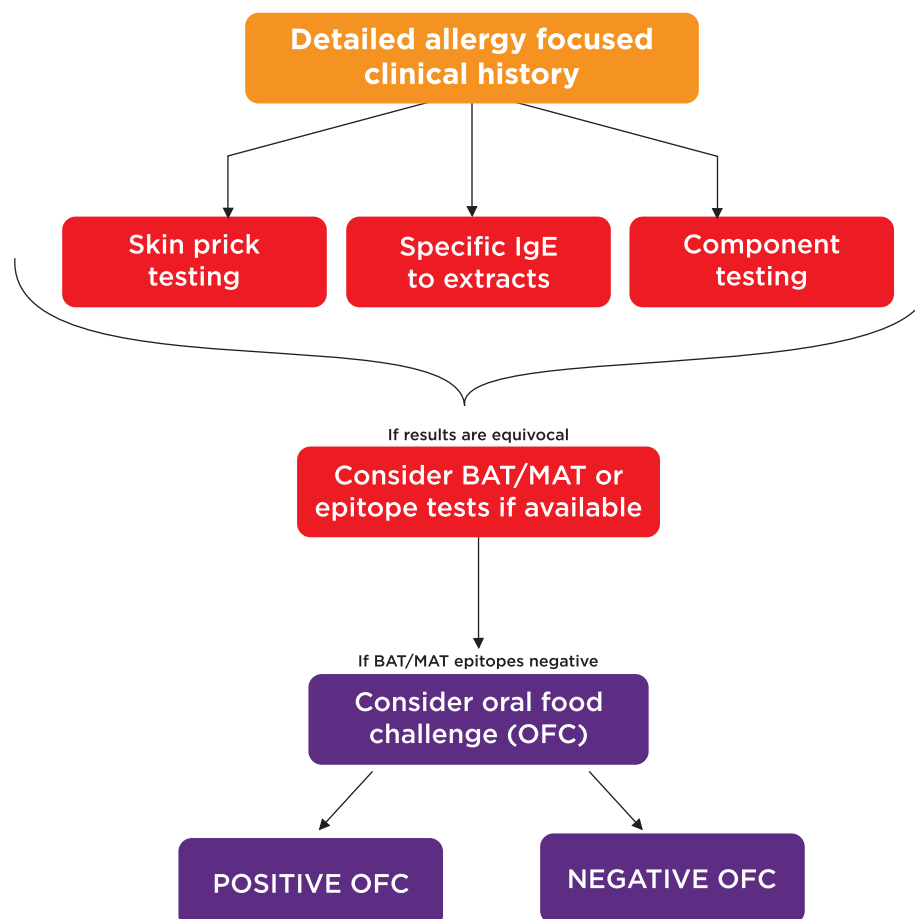
- ▶ Allergy Explorer is an in-vitro multiplex allergy test that allows simultaneous measurement of total IgE (tIgE) and specific IgE (sIgE) antibodies against nearly 300 different allergens, from a single run of a patient sample.
- ▶ Conventional singleplex allergy test systems can be laborious in obtaining a comprehensive IgE sensitization profile of patients. Often, several testing cycles are required to reach a clear diagnosis, and total IgE is tested separately. To streamline this fragmented approach, ALEX gives you a near complete picture of patient's allergic situation, including total IgE levels.
- ▶ ALEX has been developed based on a proprietary nanobead technology, ensuring optimization of every individual allergen immobilized on the solid phase.
- ▶ This harmonious integration of Macro Level Diagnostics (total IgE Level), Micro Level Diagnostics (specific IgE against purified protein extracts) and Core Level (specific IgE against molecular components) allows ALEX to create a detailed understanding of an individual's allergy status.



What is Component-resolved diagnostics (CRD)?

- ▶ Component-resolved diagnostics (CRD) in food allergies is an approach utilized to characterize the molecular components of each allergen involved in a specific IgE (sIgE)-mediated response. In the clinical practice, CRD can improve diagnostic accuracy and assist the physician in many aspects of the allergy work-up.
- ▶ CRD allows for discriminatory co-sensitization versus cross-sensitization phenomena and can be useful to stratify the clinical risk associated with a specific sensitization pattern, in addition to the oral food challenge (OFC)
- ▶ The advent of CRD represents a milestone in the field of food allergy diagnosis, allowing for a better identification and characterization of the specific molecules that trigger allergic reactions. In light of this, CRD has become an important tool in the diagnostic work-up of food allergies, has given the identification of sIgE against the major allergens allows for discriminating against primary food allergies versus secondary sensitization. Moreover, CRD helps predict the evolution of the allergic process and the clinical risk of each patients and in stratifying the outcome of the OFC.

Approach to Allergy:

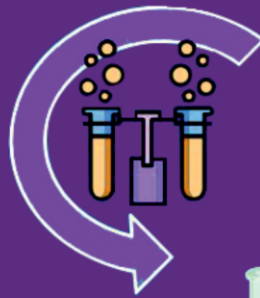


Component Resolved Diagnosis


Allergenic Food Source
Skin prick tests



Allergenic Extract
Specific IgE

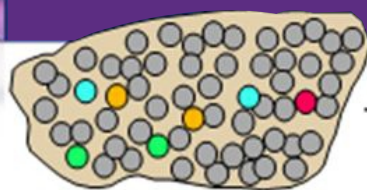


Unique allergen molecules
Cross-reactive allergen molecules

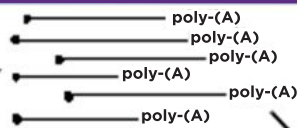


Component Resolved Diagnostics

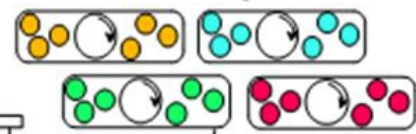
Components Production



mRNA extraction



cdNA synthesis, doing and selection of a DNA clones encoding individual allergenic proteins



Production of recombinant allergens, Immobilization on solid phase

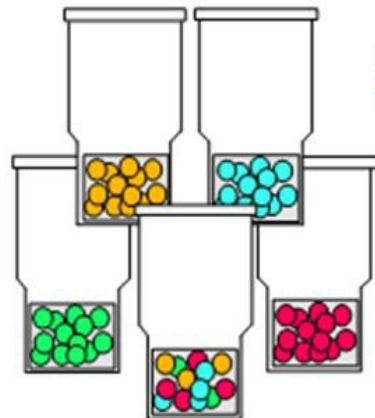


Allergy- eliciting biological material

Extraction, Immobilization on solid phase



Standard Allergen ImmunoCAP



Recombinant Allergen ImmunoCAP

Standardization and research reagents

Allergy by Microarray technique - report format

Patient ID:	20300126167		Referring Physician:
Patient Name:	Master SHLOK SHAH		
Date of Birth:			
Sample ID:	20300126167		Additional Information:
Barcode:	02AHA783		
Sampled on:	16/03/2022		
Tested on:	17/03/2022		
Approved on:	17/03/2022		
Note: The internal QC (Plausibility check for GD) was within acceptance range.			

Lab report : Summary on detectable sensitisations

			Cross-reactive Allergen Families	
Grass Pollen	Grass Pollen	0	Polcalcin	0
	Tree Pollen	2	Profilin	0
	Weed Pollen	0	PR-10	0
Mites	House Dust Mites & Storage Mites	0	Ole e 1 Family	0
Microorganisms	Fungal Spores & Yeast	4	LTPs	1
Plant-Based Food	Legumes	1	Storage Proteins	0
	Grain	1	Lipocalins	0
	Spices	0	NPC2	0
	Fruits	1	Serum albumin	0
	Vegetables	0	Parvalbumin	0
	Nuts & seeds	1	Tropomyosin	0
Animal-Derived Food	Milk	0	CCD	0
	Egg	0	Ulteroglobulin	0
	Fish & Seafood	0	Arginine Kinase	0
	Meat	2		
Insects & Venoms	Ant, Bee, Wasp	0		
	Cocokroach	0	Total IgE (KU/L)	190
Epithelial Tissues of Animals	Pets	0		
	Animals	0		
Others	Latex	0		
	Ficus & Hops	0		
	CCD	0		
	Parasite	0		

Highest measured IgE concentration per allergen group

<0.3 kUA/L	0.3 - 1 kUA/L	1 - 5 kUA/L	5 - 15 kUA/L	> 15 kUA/L
0	1	2	3	4
Negative or uncertain	Low IgE level	Moderate IgE level	High IgE level	Very High IgE level



Knock out **medical emergencies,**
before it's too late!

**HEALTH ko aasani se na lo,
TEST aasani se karo**



Blood Tests



Health Packages



ICMR Approved COVID Tests

**“ Get your blood test done
Anywhere, Anytime...
Neuberg hain na ”**

PARTNERS IN HEALTH



DR. AAKASH SHAH

Consultant Pathologist
akash.shah@supratechlabs.com
+91-7046010135



DR. SANDIP SHAH

Consultant Pathologist
M.D (Pathology & Bacteriology)
Laboratory Director
drsandip@neubergdiagnostics.com
079-40408181

FOR MORE DETAILS, CONTACT US AT



079 4040 8181

neubergdiagnostics.com



Neuberg
DIAGNOSTICS

● India ● UAE ● South Africa ● USA